


Canon

Delighting You Always



From 0-100 pages in 1 minute. **imageFORMULA**
It's document scanning ahead of its time. **DR-X10C**

Business **Can** be simple

Find out more at www.canon-asia.com

BUILT TOUGH AND FULLY EQUIPPED FOR PRECISION HIGH-VOLUME SCANNING

Introducing the **DR-X10C**, Canon's top-of-the-line DR model built for high-speed, high-volume document scanning. This powerful scanner offers enhanced speed, image quality, and reliability to handle the most demanding of processing jobs – quickly, easily, and smoothly. Incorporating state-of-the-art imaging technology with operator-friendly design features in a durable, compact unit, it's the ultimate solution for quality production-level scanning.

DR-X10C

Superb Canon Image Quality and Speed

The Canon **DR-X10C** delivers unrivalled image quality and scanning speed, plus diverse output formats such as searchable PDF in resolutions up to 600 dpi. Unique to the DR series is its selectable background – the colour can be switched between white and black to suit particular document types and applications.

- **Rapid, high quality scanning**

Images can be continuously captured at a rate of 100 pages per minute or 200 images per minute in colour, grayscale, or black-and-white (A4/LTR, 200 dpi, portrait). Onboard JPEG compression is available for larger files for reduced transfer time to your PC.

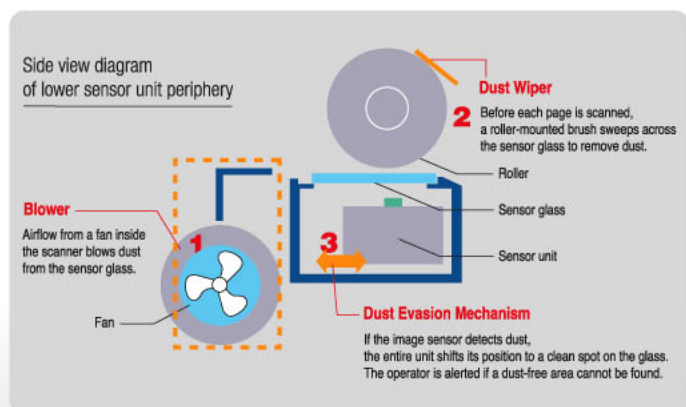


- **3-line CMOS image sensor technology**

The scanner employs dual 3-line CMOS contact image sensors for unrivalled document scanning speed, image sharpness, and tonal accuracy. Resulting images are true to the original document – free of unwanted colour staining that affects conventional scanners.

- **3-step dust prevention method for clean, clear images**

The DR-X10C combats paper dust with a revolutionary 3-step approach that prevents particles from accumulating and adhering on the sensor glass. This dust-free scanning system ensures that images are clear of artefacts while greatly minimising the need for manual cleaning.



- **Dedicated, onboard image processing chip**

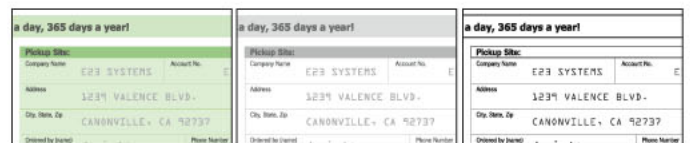
The scanner maintains its high scanning speed even with multiple image processing functions selected thanks to hardware image processing. Functions are processed by the onboard chip rather than the connected PC for minimal speed deterioration.

- **Automatic scanner calibration**

Shade Correction is an automatic scanner calibration process that ensures uniform, consistent image quality and tonality from page to page. Prior to each scan job, the image sensor shifts within the scanner to calibrate itself against a special white shading surface.

- **Advanced image processing**

The scanner offers a host of image processing functions that optimise the readability of documents and minimise pre- and post-processing by the operator.



Advanced Text Enhancement II mode

- Auto Colour Detection
- Auto Page Size Detection
- Deskew
- Skip Blank Page
- Text Orientation Recognition
- Colour Dropout (R/G/B/Custom)
- Moiré Reduction
- Prevent Bleed Through / Remove Background
- Punch Hole Removal
- MultiStream™
- ... and more





Superior Paper Handling and Reliability

The 500-sheet capacity DR-X10C features Canon's renowned high-precision roller system and page separation mechanism for reliable batch scanning in a variety of automatic and manual feeding modes. Multiple functions and built-in sensors ensure efficient, reliable handling and capture, plus strong protection against double feeds.

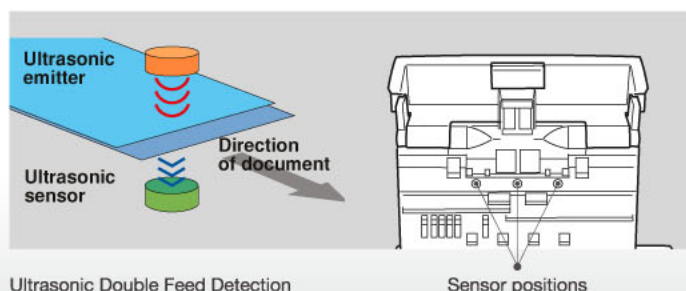
• **Smooth feeding of a wide variety of documents**

The DR-X10C delivers smooth, jam-free feeding of a wide variety of documents – including mixed batches and non-standard documents – from business card size up to A3 (11 x 17 in.)*. Active Torque Control lets you adjust roller torque to accommodate otherwise difficult-to-feed paper types such as especially thin or thick documents, in five levels of adjustment.

* Up to A1 (23.4 x 33.1 in.) using Folio scanning method and Long Document Mode

• **3 ultrasonic double feed sensors, with "multi-zoning" capability**

Three ultrasonic sensors provide protection against double feeds by detecting and preventing overlapping pages from being fed into the scanner at the same time. Each sensor can be set to ignore or detect specified areas of a document to accommodate pages with labels or attachments.



Ultrasonic Double Feed Detection

Sensor positions

• **All-new Double Feed Retry mechanism**

In the rare event that a double feed occurs, the Double Feed Retry function returns the document pages to the feeder inlet and retries scanning up to three times before pausing document transport, dramatically reducing the need for operator intervention.

• **Dedicated sensor for document size and angle detection**

While conventional scanners rely on their image sensor to detect a document's size and angle, the DR-X10C is equipped with a dedicated sensor for this purpose to provide exceptional Page Size Detection and Deskew accuracy and processing speed.

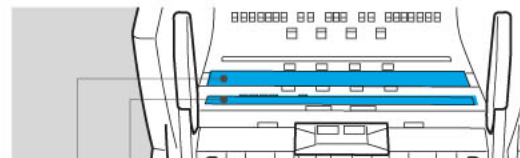


Image sensor

Dedicated sensor for Page Size Detection and Deskew

• **Staple detection sensors**

Canon's Staple Detection feature automatically halts the scanning process when an unremoved staple is detected. Left undetected, staples could cause errors that compromise the document, cause jams, or damage the device.

• **Rapid Recovery System**

If scanning is interrupted due to a misfeed, the scanner's Rapid Recovery System ensures that only completed image data is transferred to the application software – the "bad" data is not sent – so the operator can simply correct the error and seamlessly resume scanning.

• **Verify Scan & Count Only modes**

Verify Scan mode allows operators to confirm that all the pages in a batch are scanned by comparing a document hard count with the number of scanned pages. Count Only mode doesn't scan the documents and performs just a hard count of pages.

Scanner Features

Auto power on/off synchronising

The DR-X10C can be synchronised to automatically turn on and off according to the status of the connected PC when connected via USB. Manual power on and off, of course, is available. What's more, the scanner's cover/feed tray automatically opens at power on.

Storage box


The output tray of the scanner features two built-in pockets in which consumables (such as an ink cartridge for the optional imprinter) and the supplied cleaning cloth can be stored for easy access.



Shown with cleaning cloth

High volume feeder


The motorised paper feed tray can be set to one of three height positions according to the volume of a typical batch, which helps minimise the wait time before scanning begins. Each position accommodates up to approximately 100, 300, and 500 sheets, respectively.



Highest position




Middle position




Lowest position

Flexible paper guides

The paper feed guides can be moved independently and locked into place to accommodate diverse scanning positions. The output guides, too, can be set freely to match.



Edge-aligned



Centre-aligned

Tough, durable construction

The robust DR-X10C features a solid body and durable roller system to handle the demands of production-level scanning. Its daily duty cycle is rated at 60,000 sheets per day.

Compact, ergonomic design

The DR-X10C is the most compact and lightweight scanner in its class* and features an ergonomic, streamlined design that adds to operator handling comfort.

* As of November 2007

Eject brake

Scanned documents are neatly stacked in the output tray with the help of an improved braking mechanism that controls the speed of document output. This reduces the need for the operator to physically gather and align the pages.



Intuitive control panel

Start and stop scanning, select preregistered scan jobs, check displayed messages, and select scanner settings using the control panel on the machine.

Job key

Job functionality enables the operator to select and execute up to 99 preregistered scan jobs directly from the DR-X10C control panel without having to use a scanning application. Jobs – which consist of a set of scan settings, relevant image processing functions, image file format, and save destination – are assigned using the included Job Registration Tool.



Bundle software Capture Perfect

CapturePerfect is Canon's own scanning application that makes it easy to get great scans straight out of the box. Through a user-friendly interface, the software gives you a wide choice of file saving formats and file distribution options such as searchable and encrypted PDF, Scan to Mail, Scan to Presentation, and more.

Diverse Options

Pre-/Post-imprinter

Print up to 32 characters of text on the front of documents, pre- or post-capture, as they are fed through the scanner with an optional built-in ink-jet imprinter. Two types of imprinter and various ink colours are available to suit your needs.

Barcode Module III

This add-on software module enables the scanner driver to recognise scanned barcodes.

Patch Code Decoder

This hardware option enables the scanner to automatically separate files whenever a patch code is detected on documents or function sheets.



Begin new batch, including image containing patch code



Begin new batch following patch code

Unmatched reliability and handling ease

Beautifully engineered

High-speed A3 colour duplex mid-volume production scanner

100 ppm / 200 ipm at 200 dpi in colour, grayscale, or black-and-white

Dedicated image processing chip for fast image processing

5 levels of roller torque control, plus 3 ultrasonic sensors with multi-zoning capability

The industry's first dust-free scanning system – 3 steps to cleaner, clearer images

Dedicated sensor for accurate page size detection and skew correction – **another industry first**

User-friendly design features, including intuitive control panel with job function

Robust and durable, with a 60,000 sheet daily duty cycle

Diverse hardware and software options to expand your productivity



SPECIFICATIONS

imageFORMULA DR-X10C

Type	Desktop sheetfed scanner	
Document feeding	Automatic or manual sheet feeding	
Document size	Width: 50.8 - 305 mm (2 - 12.01 in.)	
	Length: 70 - 432 mm (2.76 - 17.01 in.)	
Document thickness and weight	Automatic feeding: 0.06 - 0.15 mm, 52 - 128 g/m ² (14 - 32 lb bond)	
	Manual feeding: 0.05 - 0.30 mm, 42 - 255 g/m ² (11 - 64 lb bond)	
Feeding capacity	Up to 500 sheets of good quality paper (48 mm or less including page curl)	
Scanning element	3-line CMOS CIS	
Light source	LED (red, green, and blue)	
Scanning side	Simplex / Duplex	
Scanning modes	Black and White, Error Diffusion, Advanced Text Enhancement, Advanced Text Enhancement II	
	256-level Grayscale	
	24-bit Colour	
Scanning resolutions	100 x 100 dpi, 150 x 150 dpi, 200 x 200 dpi, 240 x 240 dpi, 300 x 300 dpi, 400 x 400 dpi, 600 x 600 dpi	
Scanning speed* (A4/LTR, 200 dpi)	Portrait	Black and White: 100 ppm (Simplex) / 200 ipm (Duplex)
		Grayscale: 100 ppm (Simplex) / 200 ipm (Duplex)
		Colour: 100 ppm (Simplex) / 200 ipm (Duplex)
	Landscape	Black and White: 128 ppm (Simplex) / 256 ipm (Duplex)
		Grayscale: 128 ppm (Simplex) / 256 ipm (Duplex)
		Colour: 128 ppm (Simplex) / 256 ipm (Duplex)
Useful functions	Job Function, Ultrasonic Double Feed Detection, Staple Detection, Selectable Background Colour, Dust Countermeasures, Auto USB Power Switching, Auto Colour Detection, Moiré Reduction, Prevent Bleed Through / Remove Background, User Registration, Skip Blank Page, Auto Page Size Detection, Deskew, Batch Separation, Text Orientation Recognition, Black Border Removal, Punch Hole Removal, Folio, Long Document Mode, Colour Dropout / Enhancement (R/G/Bcustom), MultiStream™	
Interface	Dual Interface (SCSI-3 & High-Speed USB2.0)	
Software	ISIS/TWAIN Driver, Job Registration Tool, CapturePerfect 3.0	
Power requirements	AC 100V (50/60Hz), AC 120V (60Hz), AC 220-240V (50/60Hz)	
Power consumption	Scanning: 125W, Sleep mode: 4.2W (AC 220-240V: 4.5W), Power Turned Off: 0W	
Operating environment	10 - 32.5°C (50 - 90.5°F), Humidity: 20 - 80% RH	
Dimensions (W x D x H)	528 x 563 x 375 mm (20.79 x 22.17 x 14.77 in.), with trays closed	
Weight	Approx. 39 kg (86 lb.)	
Options	Pre-Imprinter Unit, Post-Imprinter Unit, Patch Code Decoder, Barcode Module III	
Consumables	Exchange Roller Kit (Feed roller, Retard roller, Pick roller), Cleaning Sheets (30), Ink Cartridges for Imprinter (blue, red, or green)	

Easy Maintenance

The DR-X10C is durable and easy to keep in top scanning condition. A user-installable Exchange Roller Kit (sold separately) is available for replacing worn rollers – no service technician is required. If your scanner's image sensor glass gets scratched or damaged for any reason, it can be replaced with Sensor Glass Exchange (sold separately). Sensor glass must only be replaced by certified service technicians.

ENERGY STAR and the ENERGY STAR mark are registered U.S. trademarks. Other company names and product names appearing in this brochure are the registered trademarks and/or trademarks of their respective owners.

The Canon DR-X10C conforms to ENERGY STAR standards for energy efficiency.



Canon

Delighting You Always

DEALER'S STAMP

CONCEPT SOLUTIONS LIMITED

215/5 Saint Louis Hospital,
Katanchalee Bldg. 2 nd Floor,
South Sathorn Rd., Yannawa,
Sathorn, Bangkok 10120

Tel. 0-2675-6366, 0-2675-6367
Fax. 0-2675-6368
WebSite : www.concept.co.th

* Maximum hardware speed. Actual scanning speed may vary depending on data transfer time and your system configuration. Specifications are subject to change without notice.

Canon's Asia Pacific Network

ASIA PACIFIC
Canon Singapore Pte Ltd
1 HarbourFront Avenue #04-01
Keppel Bay Tower
Singapore 098632
(65) 6799 8888
(65) 6799 8882
www.canon-asia.com

BRUNEI
Interhouse Company
P.O. Box 423, Seri Complex BA1779,
No. 5-7, Bunut Jaya Complex
Spg. 574, Km 7 1/4, Jalan Tutong
Bandar Seri Begawan BF1320
Negara Brunei Darussalam
(673) 2 653001
(673) 2 653003
www.ihc.com.bn

CAMBODIA
Royal Cambodia Co Ltd
#437 Preah Monivong Blvd
Phnom Penh
Kingdom of Cambodia
(855) 23 428 955
(855) 23 722 961
www.royalgroup.com.kh
rccanon@royalgroup.com.kh

INDIA
Canon India Pvt Ltd
2nd Floor, Tower A & B
Cyber Greens, DLF Phase III
Gurgaon - 122022 Haryana, India
(91) 124 416 0000
(91) 124 416 0011
www.canon.co.in

INDONESIA
PT Datascrip
Kawasan Niaga Selatan Blok B-15
Bandar Kemayoran
Jakarta 10610
Indonesia
(62) 21 6544515
(62) 21 6544811 to 13
www.datascrip.com

MALAYSIA
Pericom Imaging (Malaysia) Sdn Bhd
No. 4 Jalan Angerik Vanilla M31/M,
Kota Kemuning Seksyen 31,
40460 Shah Alam, Selangor Darul Ehsan
Malaysia
(60) 3 5124 8133
(60) 3 5124 9133

MALDIVES
SIMDI Office Automation / SIMDI Company Pvt Ltd
G.Faith, Majeedhee Magu, 20-139, Male', Maldives
(960) 333 4421
(960) 333 4424
www.simdi.com
ramieze@simdi.com

MYANMAR
Intan Karang Machineries Pte Ltd
No. 1 Kim Seng Promenade, Unit #06-02
Great World City, Singapore 237994
(65) 6839 6730
(65) 6733 5255
www.kuokgroup.com.sg

NEPAL
International Electronics Concern Pvt Ltd
Kha 14 1st Floor Haratibhawan Putalisadak
Ramshah Path, Kathmandu, P.O. Box 12588
(977) 1 4421991
(977) 1 4421909

PAKISTAN
Shirazi Trading Co (Pvt) Ltd
8th Floor, Adamjee House
I.I.Chundrigar Road
Karachi, Pakistan
(92) 21 2417659/2417737
(92) 21 2417747/2420417/2420418
www.shirazitrading.com.pk

PHILIPPINES
Canon Marketing (Philippines), Inc.
Marvin Plaza Building
2153 Don Chino Rocas Avenue
Makati City, Philippines
(63) 2 884 9000
(63) 2 812 0067
www.canon.com.ph
info@canon.com.ph

SINGAPORE
Pericom Imaging (Singapore) Pte Ltd
50 Bukit Batok St. 23 #07-19, Midview Building
Singapore 659578
(65) 6562 3756
(65) 6563 7705
sinsales@pericomimaging.com

SRI LANKA
Metropolitan Computers (Pvt) Ltd
85 Braybrooke, Place Colombo 2, Sri Lanka
(94) 1 2437797
(94) 1 2448980
www.metropolitan.lk

THAILAND
Canon Marketing (Thailand) Co Ltd
9th-10th Fl., 179/34-45 Bangkok City Tower
South Sathorn Road
Thungmahamek, Sathorn, Bangkok 10120
(66) 2 344 9999
(66) 2 344 9960
www.canon.co.th
info@canon.in.th

VIETNAM
Canon Singapore Pte Ltd
Ho Chi Minh City Representative Office
Unit 437 - 439 - 441
Hai Ba Trung Street, Ward 8
District 3, Ho Chi Minh City, Vietnam
(84) 8 820 0466
(84) 8 820 0477
www.canon.com.vn
cvro_enq@canon.com.sg

VIETNAM
Canon Singapore Pte Ltd
Hanoi Representative Office
Unit 601 & 602
Viet Au Building, 205 Giang Vo Street
Dong Da District, Hanoi, Vietnam
(84) 4 512 1033
(84) 4 512 1022
www.canon.com.vn
cvro_enq@canon.com.sg